

Cambridge English Young Learners

Movers

Sample papers

For exams from 2018



1 Volume One



CAMBRIDGE ENGLISH
Language Assessment
Part of the University of Cambridge



2015

Introduction

Cambridge English: Young Learners is a series of fun, motivating English language tests for children in primary and lower secondary education. The tests are an excellent way for children to gain confidence and improve their English.

There are three levels:

- Cambridge English: Starters
- Cambridge English: Movers
- Cambridge English: Flyers

About these sample papers

These sample papers show you what the three tests look like. When children know what to expect in the test, they will feel more confident and prepared.

Listening sample tests


To download the Listening sample tests go to:

Cambridge English: Movers

www.cambridgeenglish.org/movers-audio-sample-v1-from-2018

For more information about the three levels of *Cambridge English: Young Learners* and for more sample papers go to:

www.cambridgeenglish.org/younglearners



Centre Number		Candidate Number	
---------------	--	------------------	--

Cambridge Young Learners English

Movers Listening



CAMBRIDGE ENGLISH
Language Assessment
Part of the University of Cambridge

There are 25 questions.

You will need coloured pens or pencils.

My name is:

Part 1

- 5 questions -

Listen and draw lines. There is one example.

Ben

Sally

Nick

Kim



Jane

Paul

Mary

Part 2

– 5 questions –

Listen and write. There is one example.



Going to the zoo


- Going to zoo today by: train
- 1 Name of zoo: Jungle
- 2 Number of different kinds of animals:
- 3 Can give food to:
- 4 Animal food in store next to:
- 5 Food on train: and lemonade

Part 3

– 5 questions –

Mrs Castle is telling Sally, about the people in her family and about their different hobbies. Which is each person's favourite hobby?

Listen and write a letter in each box. There is one example.



her parents



her uncle



her son



her cousin



her brother



her daughter



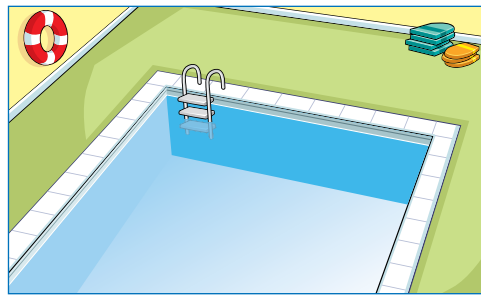
A



B



C



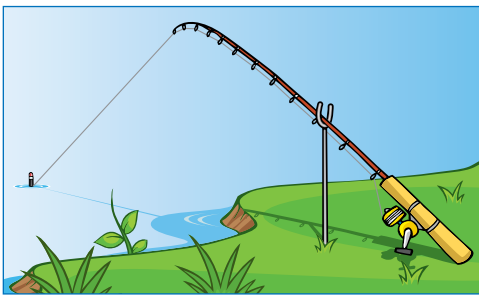
D



E



F



G




H

Part 4


– 5 questions –

Listen and tick (✓) the box. There is one example.


What is the DVD about?



A



B




C

1 Who is Vicky's piano teacher?



A



B



C

2 What clothes does Nick want to wear at school today?



A




B



C

3 Where did Peter find the shell?



A



B



C

4 What is Daisy doing now?



A




B




C


5 What sport did Anna get a cup for?



A



B



C

Part 5

– 5 questions –

Listen and colour and write. There is one example.



Movers Listening

Marking Key

- () = Acceptable extra words are placed in brackets
- / = A single slash is placed between acceptable alternative words within an answer
- // = A double slash is placed between acceptable alternative complete answers

Part 4 5 marks

- 1 B
- 2 C
- 3 A
- 4 B
- 5 C

Part 5 5 marks

- 1 Colour rock on ground - blue
- 2 Colour cloud with sun behind it - pink
- 3 Colour leaf at top of tree - red
- 4 Write 'WINDY' on kite
- 5 Colour boy's sweater - brown

Part 1 5 marks

Lines should be drawn between:

- 1 Nick boy carrying birthday cake, not walking carefully
- 2 Ben boy sitting on mat, playing with toy truck
- 3 Paul man carrying sandwiches
- 4 Mary woman cleaning table
- 5 Jane woman climbing tree, putting lamps on it

Part 2 5 marks

- 1 H-I-L-L
- 2 89/eighty-nine
- 3 parrot(s)
- 4 café
- 5 burger(s)/hamburger(s)

Part 3 5 marks

- | | |
|--------------|---|
| Her uncle | G |
| Her son | F |
| Her cousin | D |
| Her brother | B |
| Her daughter | A |

Movers Listening

Tapescript

R = rubric **Fch = Female child**
F = Female adult **Mch = Male child**
M = Male adult

R Hello. This is the Cambridge English Movers Listening sample test.

[MUSIC]

Look at Part 1.

Now look at the picture.

Listen and look.

There is one example.

PAUSE 00'03"

Fch Look, Grandpa. My friend's family are in the garden.

M What's your friend's name?

Fch It's Sally. Can you see her? She's got glasses.

M Is she opening a present?

Fch That's right. It's her birthday today.

PAUSE 00'03"

R Can you see the line? This is an example.

Now you listen and draw lines.

PAUSE 00'03"

[REPEAT FROM HERE]

R One

M That boy's carrying the birthday cake. It's very big.

Fch That's Nick.

M He's not walking very carefully with it.

Fch I know. Oh dear!

PAUSE 00'05"

R Two

M Is that boy your friend's brother?

Fch Which boy?

M He's sitting on the mat.

Fch Oh, yes. And he's playing with a toy truck.

M That's right.

Fch That boy's name's Ben. He's Sally's cousin.

PAUSE 00'05"

R Three

M I know that man. Look at his hat.

Fch You mean the man with the sandwiches?

M Yes. He's called Paul.

Fch He's got lots.

M Yes. People get hungry at parties.

PAUSE 00'05"

R Four

M And is that your friend's mum?

Fch The woman who's cleaning the table?

M Yes.

Fch That's right. Her name's Mary.

M That table's very dirty.

Fch Yes. That's because it's always outside.

PAUSE 00'05"

R Five

M Look at that woman!

Fch Where?

M She's putting something in the tree.

Fch Oh, that's Aunt Jane. She's putting some lamps there for this evening.

M What a nice party!

PAUSE 00'05"

R Now listen to Part 1 again.

PAUSE 00'03"

[REPEAT PART 1 WITH ONLY 00'03" PAUSES]

That is the end of Part 1.

PAUSE 00'05"

Part 2.

Listen and look.

There is one example.

PAUSE 00'03"

F Come quickly, children. The train's waiting to take us to the zoo.

Mch Great, Mrs White. It's exciting going to the zoo.

F Yes. And I love going by train.

Mch Me too.

PAUSE 00'03"

R Can you see the answer?

Now you listen and write.

PAUSE 00'03"

[REPEAT FROM HERE]

R One

Mch Is the zoo called 'Jungle' something?

F That's right. It's Jungle Hill.

Mch Jungle what?

F Hill. That's H-I-double L.

Mch OK.

PAUSE 00'08"

R Two

Mch Are there hundreds of different animals at the zoo?

F Not so many. It says in this book there are 89 different kinds of animals.

Mch 89?

F Yes. And they all have to have food every day.

PAUSE 00'08"

R Three

Mch Are there tigers?

F Yes.

Mch Can we give food to them?

F No, we can't. But we can give food to the parrots.

Mch Great. I love parrots. They're very funny.

PAUSE 00'08"

R Four

Mch Where can we buy food for them?

F At the zoo store.

Mch Where's that?

F Next to the café.

Mch Next to the café? OK. I'd like to go and do that.

PAUSE 00'08"

R Five

Mch Can we eat at the zoo?

F You've got your lunch with you, I think.

Mch Yes, my mom gave it to me.

F Well, you can eat that at the zoo and then in the evening, on the train, we can buy burgers and lemonade.

Mch Burgers and lemonade. Great! My favourites.

PAUSE 00'08"

R Now listen to Part 2 again.

PAUSE 00'03"

[REPEAT PART 2 WITH ONLY 00'05" PAUSES]

That is the end of Part 2.

PAUSE 00'05"

Part 3

Listen and look.

There is one example.

PAUSE 00'03"

R Mrs Castle is telling Sally about the people in her family and about their different hobbies. Which is each person's favourite hobby?

PAUSE 00'03"

Fch Hello, Mrs Castle.

F Hello Sally ... Oh I'm tired. I went to see my parents today. They never stop talking! They told me all about their new sailing boat! They love going to different places in it. It's their favourite hobby!

PAUSE 00'03"

R Can you see the letter H? Now you listen and write a letter in each box.

PAUSE 00'03"

[REPEAT FROM HERE]

Fch What does your son like doing, Mrs Castle? He's in my class at school, I think.

F That's right! He loves movies ... but not watching them on TV ... At the cinema. He often goes with his friends. He likes funny films most. Do you?

Fch Not always ...

PAUSE 00'03"

F I've got a daughter too.

Fch I didn't know that!

F Well, she's three years older than you. We bought her some new skates for her birthday. She's really good, but she enjoys cooking most of all!

Fch Wow!

PAUSE 00'03"

F My uncle enjoys being outside more than inside! He catches me a fish for dinner every weekend! That's his favourite hobby. He lives near a river now. He moved there last year.

Fch Wow!

F Yes. He likes it there. It's easier for him to get to his favourite place really quickly now.

PAUSE 00'03"

Fch Have you got any brothers or sisters?

F I've got a brother.

Fch What's his favourite hobby? Walking in the mountains? I know you do that sometimes ...

F No. He loves dancing. He's got lots of great music at home. He goes to classes on Saturday evenings, too!

PAUSE 00'03"

F I've got a cousin, too. I really like him. He makes me laugh. He loves sport.

Fch Does he.

F Yes. He can swim really well ... on his back or his front. He goes to the pool in Hall Road. Do you go there sometimes?

Fch Yes, I do.

PAUSE 00'03"

R Now listen to Part 3 again.

PAUSE 00'03"

[REPEAT PART 3]

That is the end of Part 3.

PAUSE 00'05"

Part 4.

Look at the pictures.

Listen and look.

There is one example.

PAUSE 00'03"

R What is the DVD about?

PAUSE 00'03"

Fch Dad, come and watch this DVD with me.

M What's it about?

Fch It's a story about the sea.

M What - sharks and fish and things?

Fch No, it's about a boy and some dolphins.

PAUSE 00'03"

R Can you see the tick?

Now you listen and tick the box.

PAUSE 00'03"

[REPEAT FROM HERE]

R One. Who is Vicky's piano teacher?

PAUSE 00'03"

Fch Oh, look. There's my piano teacher.

Mch The man with the moustache?

Fch Yes. And he's very thin.

Mch Is he nice?

Fch Yes. Very.

PAUSE 00'03"

R Two. What clothes does Nick want to wear at school today?

PAUSE 00'03"

Mch Mum, we can go to school in funny clothes today. You know, like a pirate or something.

F Great. What do you want to wear, Nick?

Mch I want to wear those clown clothes from my birthday.

F They're dirty. I know. Get your dad's white coat and you can be a doctor.

Mch OK. (reluctantly)

PAUSE 00'03"

R Three. Where did Peter find the shell?

PAUSE 00'03"

F This shell's beautiful, Peter. You can find lots of beautiful shells on the beach.

Mch Yeah, and sometimes you find them near waterfalls.

F That's right.

Mch Yeah. But I found this one in a different place. In a big forest. Isn't that great?

F Wow, I am surprised.

PAUSE 00'03"

R Four. What is Daisy doing now?

PAUSE 00'03"

F Is Daisy getting dressed? We must go.

M She's eating her breakfast.

F Oh, that's good.

M Yes. I woke her up when you were in the bathroom.

PAUSE 00'03"

R Five. What sport did Anna get a cup for?

PAUSE 00'03"

Fch Mum, Anna got a cup today for sport.

F Did she? She's very good at skating. Was it for that?

Fch No it was for table tennis.

F That's great.

Fch Yes. And her sister got one for the long jump, too.

PAUSE 00'03"

R Now listen to Part 4 again.

PAUSE 00'03"

[REPEAT PART 4 BUT WITH NO PAUSE AFTER THE QUESTION; ONLY A PAUSE OF 00'03" AFTER THE DIALOGUE]

That is the end of Part 4.

PAUSE 00'05"

Part 5.

Look at the picture.

Listen and look.

There is one example.

PAUSE 00'03"

M Can you colour this mountain picture now?

Fch Yes! Those children went for a swim in the lake, I think.

M That's right. The girl's got a wet towel in her hand. Colour that please.

Fch OK.

M Make it orange.

PAUSE 00'03"

R Can you see the orange towel? This is an example.

Now you listen and colour and write.

PAUSE 00'03"

[REPEAT FROM HERE]

R One

M Now, I'd like you to colour the rock. Can you see it?

Fch Yes. It's on the ground.

M That's right. Colour it with your blue pencil, please.

Fch OK! ... I can see a lizard on it!

M Yes! Me too!

PAUSE 00'15"

R **Two**

Fch Can I colour a cloud now?

M All right. Colour the cloud that's got the sun behind it.

Fch Can I colour it pink?

M Yes. That's a very good idea.

Fch Great!

PAUSE 00'15"

R **Three**

Fch I love the panda! The girl looks really surprised to see it!

M Yes, she does! I'd like you to colour a leaf now.

Fch The one in the panda's mouth?

M No. Colour the one at the top of the picture. It's on the tree. Make it red.

Fch OK.

PAUSE 00'15"

R **Four**

Fch Can I do some writing too?

M Yes. I'd like you to write the word 'Windy'!

Fch Where? On the kite?

M Yes please! Kites like that kind of weather!

PAUSE 00'15"

R **Five**

M And now, colour the boy's sweater.

Fch All right. Can I colour it yellow?

M That's a nice colour but I'd like you to make it brown, please.

Fch Oh! OK.

M Thank you! Well done!

PAUSE 00'15"

R **Now listen to Part 5 again.**

PAUSE 00'03"

[REPEAT PART 5 WITH ONLY 00'10" PAUSES]

That is the end of the Movers Listening test.

[MUSIC]

Centre Number		Candidate Number	
---------------	--	------------------	--

Cambridge Young Learners English

Movers

Reading & Writing



CAMBRIDGE ENGLISH
Language Assessment
Part of the University of Cambridge






- There are 35 questions.
- You have 30 minutes.
- You will need a pen or pencil.

My name is:

Part 1

– 5 questions –

Look and read. Choose the correct words and write them on the lines. There is one example.



Example

The people in this sometimes sing or play guitars.

a band
.....

Questions

- 1 This person helps people who aren't well in hospital.
- 2 Some people put milk or lemon in this drink.
- 3 There are lots of cars, buses and people in this busy place.
- 4 You can put cheese or meat between bread to make this.
- 5 This is part of a farm where you often see vegetable plants.

Part 2

– 6 questions –

Read the text and choose the best answer.



Example

Paul: What did you do last night, Daisy?

- Daisy:**
- A I watched television.
 - B I'm watching television.
 - C I don't watch television.

Questions

1 **Paul:** Did you see the film about pirates?

- Daisy:**
- A Yes, so do I.
 - B Yes, it was great.
 - C Yes, that's him.

Part 3

– 6 questions –

Read the story. Choose a word from the box. Write the correct word next to numbers 1–5. There is one example.

Jane loves reading about different animals in her school library

Last Friday, Jane's teacher told the class to find pictures of animals.

'Look on the (1) I told you about yesterday,' she said. 'Work with a friend. Choose a really strong animal but talk about your different (2) first.'

Jane worked with Paul. 'Bears are great,' Paul said. 'Let's find a picture of a bear in a river. They're really good at catching fish! Or a lion? People are (3) of those. Let's find a picture of a lion with its mouth open! I like seeing its big teeth.'

'What about kangaroos?' Jane said. 'They have longer and stronger tails than bears or lions. It's their tails that make them really good at

(4) ! Their back legs are the strongest, too.'

Paul looked at Jane. 'OK! You're right again, Jane!' he said. 'You're the

(5) girl in the class!'

Example




library



website



frightened



hopping




address



surprised



cleverest



bounce



ideas

(6) Now choose the best name for the story.

Tick one box.

Paul's favourite bear

Jane's new teacher


A lesson about animals

Part 4

– 5 questions –

Read the text. Choose the right words and write them on the lines.

Dolphins



Example

Dolphins are part of the whale family. They

1 are smaller most whales and they have small teeth.

Dolphins are very clever animals. They learn things very

2 and a dolphin can make noises to 'talk' to another dolphin.

Dolphins live with their families. They like to play in the water and

3 to jump of the water and back in again.

4 A lot of people sail boats say that

dolphins like to be near people. They come very near to boats and

5 sometimes they with the boats for days.

Example


1	in then	of that	by than
2	quick	quickly	quickest
3	out	from	up
4	which	what	who
5	swam	swim	swimming

Part 5

– 7 questions –

Look at the pictures and read the story. Write some words to complete the sentences about the story. You can use 1, 2 or 3 words.

Daisy at the farm



Daisy's family lived in a flat in the city, but every weekend they drove to the countryside to see Daisy's grandparents. They lived on a farm.

In the car, last Saturday, the family talked about the farm.

'It's so quiet there!' Daisy's mum said.

'I like working outside!' her father said.

'I love helping Grandpa with all the animals,' Daisy said. 'Look! Here we are!'

Examples

Daisy's home was in the city

Daisy's family went to the countryside by car every weekend.

Questions

- 1 Daisy's mother liked the farm because it was a place.
- 2 Daisy enjoyed working with on the farm.




They were surprised when they saw six noisy trucks on the farm. And when they got out of the car, it started to rain. It was cold, too.

‘Oh dear!’ Daisy’s mum said. ‘It’s very noisy here, today.’

‘And I can’t work outside in this rain,’ Daisy’s father said.

‘Well, you two can sit and have tea with Grandma,’ said Daisy. ‘But I have to help Grandpa with the cows and sheep!’

- 3 There were some outside the house when they drove into the farm.
- 4 Daisy’s dad didn’t want to in the wet weather.
- 5 Daisy told to go and have tea with her grandmother.



Daisy worked all afternoon in the cold, wet weather. She gave the cows their dry grass, washed some sheep and carried vegetables.


After dinner, Daisy was tired but happy. ‘The best farmer in your family isn’t your dad or your mum. It’s you, Daisy!’ her grandfather said.

‘That’s good because I want to be a farmer like you one day, Grandpa,’ Daisy answered!

6 Daisy was after all her work outside.

7 Grandfather said Daisy was the in her family!

Blank Page



Please turn over for Part 6



Part 6

– 6 questions –

Look and read and write.



Examples

The dog is playing in some

water

.....

What's the mother wearing?

a purple shirt

.....

Complete the sentences.

1 The boy on the bike is wearing grey

2 One dog is brown and one dog is

Answer the questions.

3 What's the girl in the black skirt doing?

.....

4 Where are the flowers?

.....

Now write two sentences about the picture.

5

6

Movers Reading & Writing

Marking Key

- () = Acceptable extra words are placed in brackets
- / = A single slash is placed between acceptable alternative words within an answer
- // = A double slash is placed between acceptable alternative complete answers

Part 1 5 marks

- 1 a nurse
- 2 tea
- 3 a city
- 4 a sandwich
- 5 a field

Part 2 6 marks

- 1 B
- 2 C
- 3 B
- 4 A
- 5 B
- 6 A

Part 3 6 marks

- 1 website
- 2 ideas
- 3 frightened
- 4 hopping
- 5 cleverest
- 6 A lesson about animals

Part 4 5 marks

- 1 than
- 2 quickly
- 3 out
- 4 who
- 5 swim

Part 5 7 marks

- 1 quiet
- 2 (all) (the) animals
- 3 (noisy) trucks
- 4 work (outside)
- 5 her parents/her mum and dad/her mother and father
- 6 tired (and/but happy)/happy (and/but tired)
- 7 best farmer

Part 6 10 marks

Possible answers which would receive full marks

- 1 trousers / jeans
- 2 black and white / white and black
- 3 She is carrying some drinks. / She is taking some drinks (to the children).
- 4 The flowers are next to the door. / The flowers are under the tree.
- 5 The brown dog is playing in the water. / A boy and a girl are jumping.
- 6 There is a red car in front of the house. / There is a table and chair in the garden.

Movers Speaking

Summary of Procedures

The usher introduces the child to the examiner. The examiner asks the child 'What's your name?' and 'How old are you?'

1. The examiner asks the child to describe several differences between the two Find the Differences pictures, e.g. 'Here it's a cloudy day, but here it's a sunny day.'
2. The examiner tells the child the name of the story and describes the first picture, e.g. 'These pictures show a story. It's called, "Fred loves food". Look at the pictures first. (Pause) Fred's at home with his family. They're in the kitchen and Mum's giving him his dinner.' The examiner then asks the child to continue the story. The title of the story and the name of the main character(s) is shown with the pictures in the candidate booklet.
3. The examiner demonstrates how to do this task with the first set of four odd-one-out pictures and then asks the child to choose one picture in the other three sets and say which is different and why. For example, 'You don't eat a book. You read it.'
4. The examiner asks questions about a topic, e.g. 'Let's now talk about parties. What do you eat at parties?'





MOVERS SPEAKING. Find the Differences

Fred loves food











Fred



MOVERS SPEAKING. Picture Story

TEST ONE



Cambridge English: Young Learners is at pre-A1, A1 and A2 levels of the Common European Framework of Reference for Languages (CEFR) published by the Council of Europe.

Cambridge English
Language Assessment
1 Hills Road
Cambridge
CB1 2EU
United Kingdom

cambridgeenglish.org/helpdesk



cambridgeenglish.org/younglearners



[/CambridgeEnglishTV](https://www.youtube.com/CambridgeEnglishTV)



[/CambridgeEnglish](https://www.facebook.com/CambridgeEnglish)



[/CambridgeEng](https://twitter.com/CambridgeEng)

Cambridge English Language Assessment is part of the University of Cambridge. We develop and produce the most valuable range of qualifications for learners and teachers of English in the world. Over 5 million people in 130 countries take our exams every year. Around the world over 20,000 universities, employers, government ministries and other organisations rely on our exams and qualifications as proof of English language ability. Cambridge English exams are backed by the work of the largest dedicated research team of any English language test provider.

Cambridge English Language Assessment – a not-for-profit organisation.

All details are correct at the time of going to print in April 2017.



© UCLES 2017 | CE/2063/7Y04



* 8553676463 *