

# Cambridge English Young Learners

## Starters

## Sample papers

*For exams from 2018*



# 1

Volume  
One



CAMBRIDGE ENGLISH  
Language Assessment  
Part of the University of Cambridge



2015

# Introduction

*Cambridge English: Young Learners* is a series of fun, motivating English language tests for children in primary and lower secondary education. The tests are an excellent way for children to gain confidence and improve their English.

There are three levels:

- Cambridge English: Starters
- Cambridge English: Movers
- Cambridge English: Flyers

## About these sample papers

These sample papers show you what the three tests look like. When children know what to expect in the test, they will feel more confident and prepared.

## Listening sample tests


To download the Listening sample tests go to:

*Cambridge English: Starters*

[www.cambridgeenglish.org/starters-audio-sample-v1-from-2018](http://www.cambridgeenglish.org/starters-audio-sample-v1-from-2018)

For more information about the three levels of *Cambridge English: Young Learners* and for more sample papers go to:

[www.cambridgeenglish.org/younglearners](http://www.cambridgeenglish.org/younglearners)



Centre Number		Candidate Number	
---------------	--	------------------	--

Cambridge Young Learners English

# Starters Listening



**CAMBRIDGE ENGLISH**  
Language Assessment  
Part of the University of Cambridge

There are 20 questions.

You will need coloured pens or pencils.

My name is: .....
-------------------



# Part 2

– 5 questions –

Read the question. Listen and write a name or a number.

There are two examples.



## Examples

What is the new girl's name?

..... Kim .....

How old is the new girl?

..... 8 .....

### Questions

1 What is Kim's family name? .....

2 Where does Kim live? in .....Street

3 What number is Kim's house? .....

4 What is the name of Kim's horse? .....


5 How old is Kim's horse? .....

## Part 3


– 5 questions –

Listen and tick (✓) the box. There is one example.


What animal has Alex got in his bedroom?



A



B




C


1 Which picture are May and Sam looking at?



A



B




C

2 What are Mrs Good's class doing this afternoon?



A




B




C


3 What is Mum's favourite fruit?



A



B




C

4 Which dog is Anna's?



A



B



C

5 What is Lucy wearing?



A



B




C



# Part 4

- 5 questions -

Listen and colour. There is one example.



# Starters Listening

## Marking Key

- ( ) = Acceptable extra words are placed in brackets
- / = A single slash is placed between acceptable alternative words within an answer
- // = A double slash is placed between acceptable alternative complete answers

### Part 4 5 marks

---

- 1 Colour balloon in boy's hand - yellow
- 2 Colour balloon between boxes - pink
- 3 Colour balloon under table - green
- 4 Colour balloon on chair - brown
- 5 Colour balloon behind cat - orange

### Part 1 5 marks

---

*Lines should be drawn between:*

- 1 Lucy girl behind tree
- 2 Jill girl feeding ducks
- 3 Dan boy with kite
- 4 Ann girl reading
- 5 Nick boy on bike

### Part 2 5 marks

---

- 1 W-A-L-L
- 2 S-U-N
- 3 15/fifteen
- 4 T-I-G-E-R
- 5 7/seven

### Part 3 5 marks

---

- 1 B
- 2 A
- 3 A
- 4 B
- 5 C

# Starters Listening

## Tapescript

**R** = rubric  
**F** = Female adult  
**M** = Male adult  
**Fch** = Female child  
**Mch** = Male child

**R** Hello. This is the Cambridge English Starters Listening sample test.

[MUSIC]

Look at Part 1.

Look at the picture.

Listen and look.

There is one example.

PAUSE 00'03"

**Mch** Here's a photo of me and my friends in the park, Miss Box.

**F** Oh yes! Who's that? The boy with the cats.

**Mch** His name's Pat. He's holding one cat in his arms! Pat loves animals.

**F** That's good.

PAUSE 00'03"

**R** Can you see the line? This is an example.

Now you listen and draw lines.

PAUSE 00'03"

[REPEAT FROM HERE]

**R** One

**F** There's a girl here, too. She's behind the pear tree!

**Mch** Yes. She's funny. Her name's Lucy.

**F** And what's Lucy doing behind that tree?

**Mch** Sorry! I don't know. Playing a game?

PAUSE 00'05"

**R** Two

**Mch** And there's Jill. She's got some bread in her hand.

**F** Is she giving it to the ducks?

**Mch** Yes! Jill loves ducks.

**F** Me too!

PAUSE 00'05"

**R** Three

**F** That's a great kite!

**Mch** Yes, that's Dan's kite.

**F** Is Dan the boy in the red T-shirt?

**Mch** Yes, that's right.

PAUSE 00'05"

**R** Four

**F** One person is reading. What's her name?

**Mch** The girl with the book?

**F** Yes.

**Mch** That's my friend Ann. Reading is Ann's favourite hobby.

PAUSE 00'05"

**R** Five

**F** And what's that boy's name? The boy on the bike.

**Mch** That's Nick. Nick's in my class at school.

**F** Oh! He's got a nice bike!

**Mch** I know! It's new. He loves it.

PAUSE 00'05"

**R** Now listen to Part 1 again.

PAUSE 00'03"

[REPEAT PART 1 WITH ONLY 00'03" PAUSES]

That is the end of Part 1.

PAUSE 00'05"

Part 2.

Look at the picture.

Listen and write a name or a number.

There are two examples.

PAUSE 00'03"

**Fch** Hello. I'm new in class.

**M** What's your name, please?

**Fch** Kim.

**M** Is that K-I-M?

**Fch** Yes. Kim.

PAUSE 00'03"

**M** How old are you, Kim?

**Fch** I'm 8 today.

**M** 8 today? Happy birthday!

**Fch** Thank you.

PAUSE 00'03"

**R** Can you see the answers? Now you listen and write a name or a number.

PAUSE 00'03"

[REPEAT FROM HERE]

**R** One

**M** What's your family name, please?

**Fch** It's Wall. W-A-L-L.

**M** Wall? (ha, ha) That's my name, too.

**Fch** Is it?

**M** Yes.

**PAUSE 00'10"**

**R** **Two**

**M** Where do you live, Kim?

**Fch** In Sun Street.

**M** Sun Street?

**Fch** Yes. S-U-N. It's behind the zoo.

**M** Oh yes.

**PAUSE 00'10"**

**R** **Three**

**M** What number's your house?

**Fch** It's 15.

**M** 15. Oh, is it that house with the big garden?

**Fch** Yes, it is. And it's got a pink door!

**PAUSE 00'10"**

**R** **Four**

**M** What have you got in your bag?

**Fch** Apples for my horse. I go to see him with my friend.

**M** What's your horse's name?

**Fch** Tiger. That's T-I-G-E-R.

**M** Tiger?!

**Fch** Yes, it's a funny name for a horse but I like it.

**PAUSE 00'10"**

**R** **Five**

**M** How old is your horse?

**Fch** He's seven.

**M** Seven?

**Fch** Yes. And he can run and jump.

**M** Great!

**PAUSE 00'10"**

**R** **Now listen to Part 2 again.**

**PAUSE 00'03"**

[REPEAT PART 2 WITH ONLY 00'05" PAUSES]

That is the end of Part 2.

**PAUSE 00'05"**

**Part 3.**

Look at the pictures.

Now listen and look.

There is one example.

**PAUSE 00'03"**

**R** **What animal has Alex got in his bedroom?**

**PAUSE 00'03"**

**Fch** Mum, Alex has got an animal in his bedroom.

**F** What is it? A fish?

**Fch** No, a lizard. Can I have one?

**F** OK. But please don't ask for a snake!

**PAUSE 00'03"**

**R** **Can you see the tick?**

**Now you listen and tick the box.**

**PAUSE 00'03"**

[REPEAT FROM HERE]

**R** **One. Which picture are May and Sam looking at?**

**PAUSE 00'03"**

**Fch** This picture's nice, Sam. Who's in it?

**Mch** Mum, my grandpa and my cousin, Tom.

**Fch** Where's your dad and your grandma?

**Mch** They're not in this picture, May.

**PAUSE 00'05"**

**R** **Two. What are Mrs Good's class doing this afternoon?**

**PAUSE 00'03"**

**M** Where are your class this afternoon, Mrs Good? At their swimming lesson?

**F** No, they're in the playground.

**M** Are they playing football?

**F** Not today. They're taking photos for our class book.

**PAUSE 00'05"**

**R** **Three. What is Mum's favourite fruit?**

**PAUSE 00'03"**

**Mch** Mum, can we have this coconut?

**F** Well, they're very nice but I can't open them.

**Mch** What about these oranges?

**F** OK. They're my favourites. And let's have this pineapple too.

**PAUSE 00'05"**

**R** **Four. Which dog is Anna's?**

**PAUSE 00'03"**

**Mch** Is that your dog, Anna?

**Fch** No, my dog's dirty.

**Mch** Is it young?

**Fch** Yes. My brother's dog is that old one.

**PAUSE 00'05"**

**R** **Five. What is Lucy wearing?**

**PAUSE 00'03"**

**F** (shouting up the stairs) Lucy, your skirt's on the bed.

**Fch** Thanks, Mum but I don't want it. I'm wearing my jeans.

**F** And your new T-shirt?

**Fch** Yes. It's great!

**PAUSE 00'05"**

**R** Now listen to Part 3 again.

**PAUSE 00'03"**

[REPEAT PART 3 WITH NO PAUSE AFTER THE QUESTION BUT THE SAME 00'05" PAUSE AFTER EACH DIALOGUE]

That is the end of Part 3.

**PAUSE 00'05"**

Part 4.

Look at the picture.

Listen and look.

There is one example.

**PAUSE 00'03"**

**M** Look! It's the girl's birthday today.

**Fch** I can see lots of balloons! I've got my pencils here. Can I colour one?

**M** Yes! A balloon is next to the photo of the family. Colour that one, please.

**Fch** OK. What colour?

**M** Make the balloon next to the photo, red.

**PAUSE 00'03"**

**R** Can you see the red balloon next to the photo? This is an example.

Now you listen and colour.

**PAUSE 00'03"**

[REPEAT FROM HERE]

**R** **One**

**M** Colour the balloon in the small boy's hand now.

**Fch** Sorry? The balloon in the boy's hand?

**M** Yes. Have you got a yellow pencil?

**Fch** Yes, I have.

**M** Great! Colour it with that pencil, then.

**PAUSE 00'15"**

**R** **Two**

**M** And can you see a balloon between the boxes?

**Fch** Yes!

**M** Well done! Colour that balloon now, please.

**Fch** What colour for the balloon between the boxes?

**M** Would you like to colour it pink?

**Fch** Yes!

**PAUSE 00'15"**

**R** **Three**

**M** Now colour the balloon under the table.

**Fch** The balloon under the table? OK!

**M** You can choose the colour!

**Fch** Green! I love that colour!

**M** Me too!

**PAUSE 00'15"**

**R** **Four**

**M** There's a balloon on the chair. Find that one, please.

**Fch** I can see it.

**M** Good. Make that balloon brown.

**Fch** OK! I'm colouring that balloon, the one on the chair, now.

**M** Great!

**PAUSE 00'15"**

**R** **Five**

**Fch** And which balloon can I colour now?

**M** The one behind the cat. Colour that balloon!

**Fch** Can I make it orange?

**M** Yes. Thank you!

**PAUSE 00'15"**

**R** Now listen to Part 4 again.

**PAUSE 00'03"**

[REPEAT PART 4 WITH ONLY 00'10" PAUSES]

**R** That is the end of the Starters Listening test.

[MUSIC]

Blank Page

Centre Number		Candidate Number	
---------------	--	------------------	--

Cambridge Young Learners English

# Starters

## Reading & Writing



**CAMBRIDGE ENGLISH**  
Language Assessment  
Part of the University of Cambridge

There are 25 questions.

You have 20 minutes.

You will need a pen or pencil.


My name is: .....

# Part 1


– 5 questions –

Look and read. Put a tick (✓) or a cross (X) in the box.  
There are two examples.

## Examples



These are grapes.



This is a house.



## Questions

1




This is a helicopter.






2



This is a clock.

3



These are shells.

4



This is a sock.

5



These are chairs.

# Part 2

– 5 questions –

Look and read. Write **yes** or **no**.



### Examples

There are two armchairs in the living room. yes  
 .....

The big window is open. no  
 .....

### Questions

1 The man has got black hair and glasses. ....

2 There is a lamp on the bookcase. ....

3 Some of the children are singing. ....

4 The woman is holding some drinks. ....

5 The cat is sleeping under an armchair. ....

# Part 3


- 5 questions -

Look at the pictures. Look at the letters. Write the words.

### Example




s n a k e

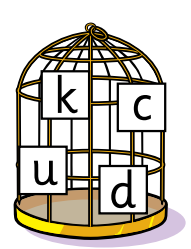


### Questions

1



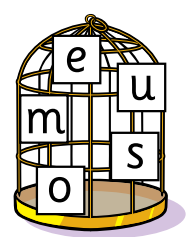
-----



2




-----




3




-----




4



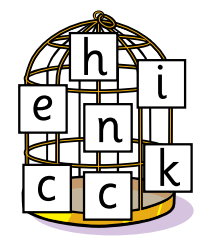
-----



5



-----

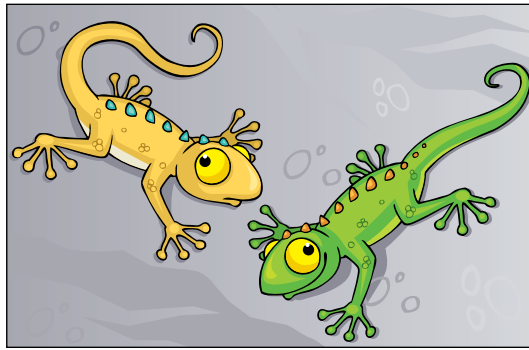


# Part 4

– 5 questions –

Read this. Choose a word from the box. Write the correct word next to numbers 1–5. There is one example.

## Lizards


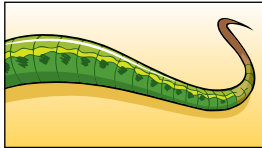



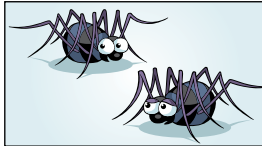




Lots of lizards are very small ..... animals ..... but some are really big.

Many lizards are green, grey or yellow. Some like eating (1) ..... and some like eating fruit.

A lizard can run on its four (2) ..... and it has a long (3) ..... at the end of its body.

Many lizards live in (4) ..... but, at the beach, you can find some lizards on the (5) ..... Lizards love sleeping in the sun!

Example			
			
animals	tail	balloon	trees
			
legs	spiders	teacher	sand

# Part 5

– 5 questions –

Look at the pictures and read the questions. Write one-word answers.




### Examples

Where are the people? in the ..... kitchen

How many children are there? ..... two

### Questions

1 What are the children playing with? some toy .....



2 What is Mum standing on? a .....

3 Where is the spider? on Mum's .....



4 Who is pointing? the .....

5 Where are the children? in the .....

# Starters Reading & Writing

## Marking Key

- ( ) = Acceptable extra words are placed in brackets
- / = A single slash is placed between acceptable alternative words within an answer
- // = A double slash is placed between acceptable alternative complete answers

### Part 1 5 marks

---

- 1 ✗
- 2 ✓
- 3 ✓
- 4 ✗
- 5 ✓

### Part 2 5 marks

---

- 1 yes
- 2 yes
- 3 no
- 4 yes
- 5 yes

### Part 3 5 marks

---

- 1 duck
- 2 mouse
- 3 hippo
- 4 monkey
- 5 chicken

### Part 4 5 marks

---

- 1 spiders
- 2 legs
- 3 tail
- 4 trees
- 5 sand

### Part 5 5 marks

---

- 1 spiders
- 2 chair
- 3 shoe(s)/slipper(s)
- 4 (a/the) (blonde) girl/sister/daughter
- 5 garden/(back)yard  
outside  
door (frame)/(way)



## Starters Speaking

### Summary of Procedures

The usher introduces the child to the examiner.

1. After asking the child 'What's your name?', the examiner familiarises the child with the picture first and then asks the child to point out certain items on the scene picture, e.g. 'Where's the door?' The examiner then asks the child to put two object cards in various locations on the scene picture, e.g. 'Put the robot on the red chair.'
2. The examiner asks questions about two of the people or things in the scene picture, e.g. 'What's this?' (Answer: banana) 'What colour is it?' (Answer: yellow). The examiner also asks the child to describe an object from the scene, e.g. 'Tell me about this box.'
3. The examiner asks questions about four object cards, e.g. 'What's this?' (Answer: (orange) juice) and 'What do you drink for lunch?'
4. The examiner asks questions about the child, e.g. 'Which sport do you like?'







*Cambridge English: Young Learners* is at pre-A1, A1 and A2 levels of the Common European Framework of Reference for Languages (CEFR) published by the Council of Europe.

Cambridge English  
Language Assessment  
1 Hills Road  
Cambridge  
CB1 2EU  
United Kingdom

[cambridgeenglish.org/helpdesk](http://cambridgeenglish.org/helpdesk)



[cambridgeenglish.org/younglearners](http://cambridgeenglish.org/younglearners)



[/CambridgeEnglishTV](https://www.youtube.com/CambridgeEnglishTV)



[/CambridgeEnglish](https://www.facebook.com/CambridgeEnglish)



[/CambridgeEng](https://twitter.com/CambridgeEng)

Cambridge English Language Assessment is part of the University of Cambridge. We develop and produce the most valuable range of qualifications for learners and teachers of English in the world. Over 5 million people in 130 countries take our exams every year. Around the world over 20,000 universities, employers, government ministries and other organisations rely on our exams and qualifications as proof of English language ability. Cambridge English exams are backed by the work of the largest dedicated research team of any English language test provider.

Cambridge English Language Assessment – a not-for-profit organisation.

All details are correct at the time of going to print in April 2017.



© UCLES 2017 | CE/2063/7Y04



\* 8553676463 \*